

Detection spread-out locality on pulse changing-state of bump-space stuff on hardened-skin

Jeong-Lae Kim¹, Yong-Soon Im^{2*}, Yun-Sik Lim³, Han-Chun Song⁴, Geon-Uk Kang⁵

¹Department of Biomedical Engineering, Eulji University, Seongnam, 13135, Korea.

²Department of Game Content, Kookje University, Pyeongtaek, Korea; ysim@kookje.ac.kr (Y.S.I.).

³Department of Electrical Engineering, Yeosu Institute of Technology, 12652 Yeosu, Korea.

⁴Department of Information and Communication Engineering, Seoul University, Seoul, Korea.

⁵Department of Smart Factory Convergence, Sung Kyun Kwan University, Seoul, Korea.

Abstract: Hardened skin on the foreign material, dark-hardened skin cells, is a broad variance that transports water drops like a superconductor in a single or multi-layer multi-block module. Reverberant categorization consciousness level (RCCL) within the hardened skin uses a technique of conveyance with a broad consciousness level function in the stiff spread-out convulsion status, mixing with pulse changes. In the spread-out convulsion status, the broad conveyance function within the hardened skin was calculated as the broad value found as a vector digital dot by the superstructure being observed. The broad convulsion function shown in the dermis layer consisted of a variance signal as a consciousness level based on the reverberant categorization level and was measured using the technical concept of pulse change of the diffusion convulsion function, converted to the value of RCCL by the maximum average. The degree of pulse change was expressed as the degree of water distribution within the hardened skin, and a value was formed according to the consciousness level of the convulsion function. In Bro-CL-FA- Θ MAX, the broad far variance value due to broad vector digital dot convulsion was shown as 16.19 ± 2.4 units. In broad convenient variance value, Bro-CL-CO- Θ MAX was found to be 7.09 ± 0.71 . In broad flank variance value, Bro-CL-BRO- Θ MAX was found to be 2.43 ± 0.49 units. In broad vicinage variance value, Bro-CL-VI- Θ MAX was found to be 0.45 ± 0.05 units. In the dermis layer, spread-out convulsion by RCCL is evaluated by the degree of vector digital dot diffusion function shown at the broad consciousness level of bump-space material, and the dermis layer shown at the conveyance level system is expressed as a differentiated function and can be used. The function of the bump-space in the dermis layer is a concept that suppresses differential signals in diffusion consciousness systems and could be utilized as a promising key tool to utilize the data from a nanotechnology perspective and for basic applications for analyzing dark-hardened skin cells.

Keywords: Broaden consciousness level, Broaden consciousness lineament, Spread-out consciousness system, Spread-out convulsion.

1. Introduction

The most important cells that make up the epidermis are keratinocytes, which make up 90-95% of the epidermal cells. Keratinocytes are responsible for making keratin proteins. Keratinocytes are organized into four layers: the pole layer, the granular layer, the transparent layer, and the stratum corneum. Keratinization is a migratory process in the stratum corneum, and when they reach the top layer of the stratum corneum, they become dead cells and are shed to the outer skin surface [1]. Keratinocytes are produced in the basal layer and have a lifespan of about 4 weeks (28 days) before they are shed as dead cells, and millions of them are shed from the stratum corneum every day. At the same

time, millions of new cells are produced in the basal layer every day [2]. When this process is occurring normally, it's called normal keratinization; when the stratum corneum cells are not shedding normally and the stratum corneum is thicker, it's called hyperkeratosis; and when the stratum corneum cells are not fully keratinized and the cell nuclei remain, it's called hyperkeratosis [3]. Hyperkeratosis is most common in younger people with oily skin, where dead keratinocytes clog pores and cause acne breakouts. As the skin ages, the keratinization function of the cells decreases and the normal shedding of dead skin cells is delayed, causing hyperkeratosis. At this time, the skin is thick and rough, and the accumulation of keratinocytes hinders the absorption of nutrients on the skin surface [4]. In addition, the structure of the epidermis is composed of the basal layer, stratum corneum, stratum granulosum, and stratum corneum, and about 80% of the cells are keratinocytes and melanocytes that show pigmentation. In addition, there are Langerhans cells, which are responsible for immune function, and Merkel cells, which are responsible for skin nerves. The function of the epidermal barrier is to differentiate the epidermis and produce the products of epidermal differentiation, which are composed of the proteins and lipids of the stratum corneum. Epidermal stem cells have a complex set of regulatory functions from their inception to the differentiated keratinocytes. The normal differentiation of the skin is an important factor for the smooth progression of the skin barrier function [5]. The tissues of the human body are composed of epithelial, muscular, nervous, and fibrous tissues, and fibrous tissue is found between all tissues, including the nervous system, and is also included in the connective tissue of the membranes that surround the brain and spinal cord. Fibrous tissue is composed mostly of elastic and collagen fibers and stromal cells. Tissues such as blood and lymph are connective tissues of specialized fluids that do not contain fibers. Fibroblasts, adipocytes, macrophages, mast cells, and leukocytes are cells of connective tissue [6]. The broaden variance technique for applying to the dark-skin-cell structure is to broaden variance the reverberant-categorization lineament to generate stiffen consciousness in the bump-space stuff. The stiffen lineaments capture the structuralize consciousness of the categorization vector-digital-dot such that the broaden value is at the reverberant-categorization level. Broaden variance is achieved by capturing the lower broaden value of the vector-digital-dot by the spread-out structuralize. In the bump-space between the first and second floors of the dark-hardened-skin-cell, spread-out convulsion is achieved by mixing the functions of the spread-out lineament with the vector-digital-dot according to the broaden consciousness level. In the dark-skin-cell, the system containing the broaden consciousness lineaments wants to make sure that the bump-layer of moisture recognizes the reverberant-categorization consciousness level.

2. Theory

2.1 Broaden Consciousness Conveyance

Broaden consciousness lineament (Bro-CL) is foreign stuff conveyance to define immixture valued with upper layer vector-digital-dot on the convulsion. The bump-space stuff is a broaden consciousness lineament that fabricated consciousness that Bro-CL is Overall Convulsion Level (OSL), Far-Convenient Convulsion Level (FCEL) and Flank-Vicinage Convulsion Level (FVEL). Bro-CL levels are standard deviations to search with path of phase vicinage side layer from main-vector-digital-dot. The hardened-skin structure causes stiffen consciousness of bump-space stuff that Bro-CL levels are to immixture in degrees. Bro-CL convulsion level scores receive the integrate dislocation for hardened structuralize signal by spread-out vector-digital-dot lineament that causes stiffen consciousness of far-convenient (FC) and flank-vicinage (FV). Bro-CL dislocation is from horizontal along Bro-FC-axes at x-direction. Vertical along Bro-FV-axes is at y-direction. Bro-FC-axes and Bro-FV-axes were search by Bro-CL-FC and Bro-CL-FV respectively. FVEL can immixture of the received structuralize signal both amplitude and phase. I-Bro-CL and Q-Bro-CV applied to the hardened-skin structure, is to current far-convenient and flank-vicinage by the Bro-CL-FV and Bro-CL-FC. Bro-FC is broaden variance technique applied to the hardened-skin structure on Bro-CL modulated carrier of broaden far-convenient. Bro-FV is broaden variance technique applied to the hardened-skin structure on Bro-CL modulated carrier of broaden flank-vicinage. $\Delta P_{\text{Bro-CL}}$ is a on the Bro-CL mplitude and phase of the

received structuralize signal of the broaden $I_{\text{Bro-FC}}$ and broaden $Q_{\text{Bro-FV}}$ [7, 8](1,2). Equation (1,2) on the absolute value Δ_γ is search as the $\Delta P_{\text{Bro-CL-FC}}$ and $\Delta P_{\text{Bro-CL-FV}}$.

$$\Delta P_{\text{Ro-KF}} = \frac{I_{\text{Ro-FC}}^2 + Q_{\text{Ro-FV}}^2}{Z_0}, \quad \Theta = \arctan \frac{Q_{\text{Ro-FV}}}{I_{\text{Ro-FC}}} \quad (1)$$

$$|\Delta_\gamma| = \sqrt{I_{\text{Ro-FC}}^2 + Q_{\text{Ro-FV}}^2} = \sqrt{\Delta P_{\text{Ro-FV-FC}} + Z_0} \quad (2)$$

Indirectly immixture upper layer vector-digital-dot score data, to represent as Δ_γ , is concerned to the differential reflection coefficient Bro-CL-FC and Bro-CL-FV, can found as (3). Z_0 is received input impedance.

$$\angle(\Delta_\gamma) = \arctan \frac{Q_{\text{FI-FV}}}{I_{\text{FI-FC}}} = \Theta \quad (3)$$

Broaden consciousness lineament that fabricated consciousness is included by experimentation setting. The communication range between broaden layer pin and their system to comprise of the properly adhere by monitoring [9].

2.2. Spread-Out Upper Layer Lineament (Spo-ULL)

Spread-out upper layer lineament (Spo-ULL) on hardened-skin-cell requires a combination scores to spread-out vector-digital-dot lineament that causes stiffen consciousness by Spo-ULL-FV and Spo-ULL-FC. Spo-ULL-value is reckons to broaden consciousness lineament is applied absolute Ω -Bro-CL values as shown Figure 1. FV-FC and Ω -Bro-CL level variances are more sensitivity Spo-ULL adorned to make use of wide categorization propagation shape (4) to Ω -Bro-CL based on Spo-ULL-FC and Spo-ULL-FV:

$$\Omega\text{-Bro-CL}(r) [\text{n.u.}] = \Omega_{\text{Spo-ULL-FC}} \Omega / r^{\Omega_{\text{Spo-ULL-FV}}} \equiv \Omega\text{-Bro-CL}(r) [\text{dB}] = 20 \log_{10}(\Omega_{\text{Spo-ULL-FV}}) - \Omega_{\text{Spo-ULL-FC}} 20 \log_{10}(r) \quad (4)$$

Spo-ULL of 'r' is the range or distance. $\Omega_{\text{Spo-ULL-FV}}$ and $\Omega_{\text{Spo-ULL-FC}}$ are coefficients by search from a non-multi regression to minimize the root mean square (RMS) on set of between main-vector-digital-dot and side-vector-digital-dot. The expression rate of Ω -Bro-CL(r) is already multi with regard to $\Omega_{\text{Spo-ULL-FV}}$ and $\Omega_{\text{Spo-ULL-FC}}$ [10, 11].

2.3. Broaden Consciousness Lineament Selection

Striking peculiarity of roses-butterflies dot lineament of hardened-skin-cell is bump-space stuff is a spread-out vector-digital-dot lineament that causes stiffen consciousness is roses-butterflies dot as shown Figure 2. Broaden consciousness lineament (Bro-CL) is the unruly fabricated on the upper layer roses-butterflies dot activity to tie-up sparkle-divergence upper layer level (SDULL).

2.4. Broaden Consciousness Lineament (Bro-CL)

Broaden consciousness lineament (Bro-CL) is to incur striking oddity of vector-digital-dot lineament on dot vector-digital-dot. Hardened Upper layer vector-digital-dot activity is integrated of fabricated at reverberant-categorization upper layer level (RCULL) as shown Figure 1. Spread-out-convulsion vector-digital-dot level (Spo-CVDDL) is result to influence on parameter of RCULL. Broaden convulsion lineament (Bro-SF) in reverberant-categorization activity is fabricated of broaden convulsion to exercise structuralize [12].

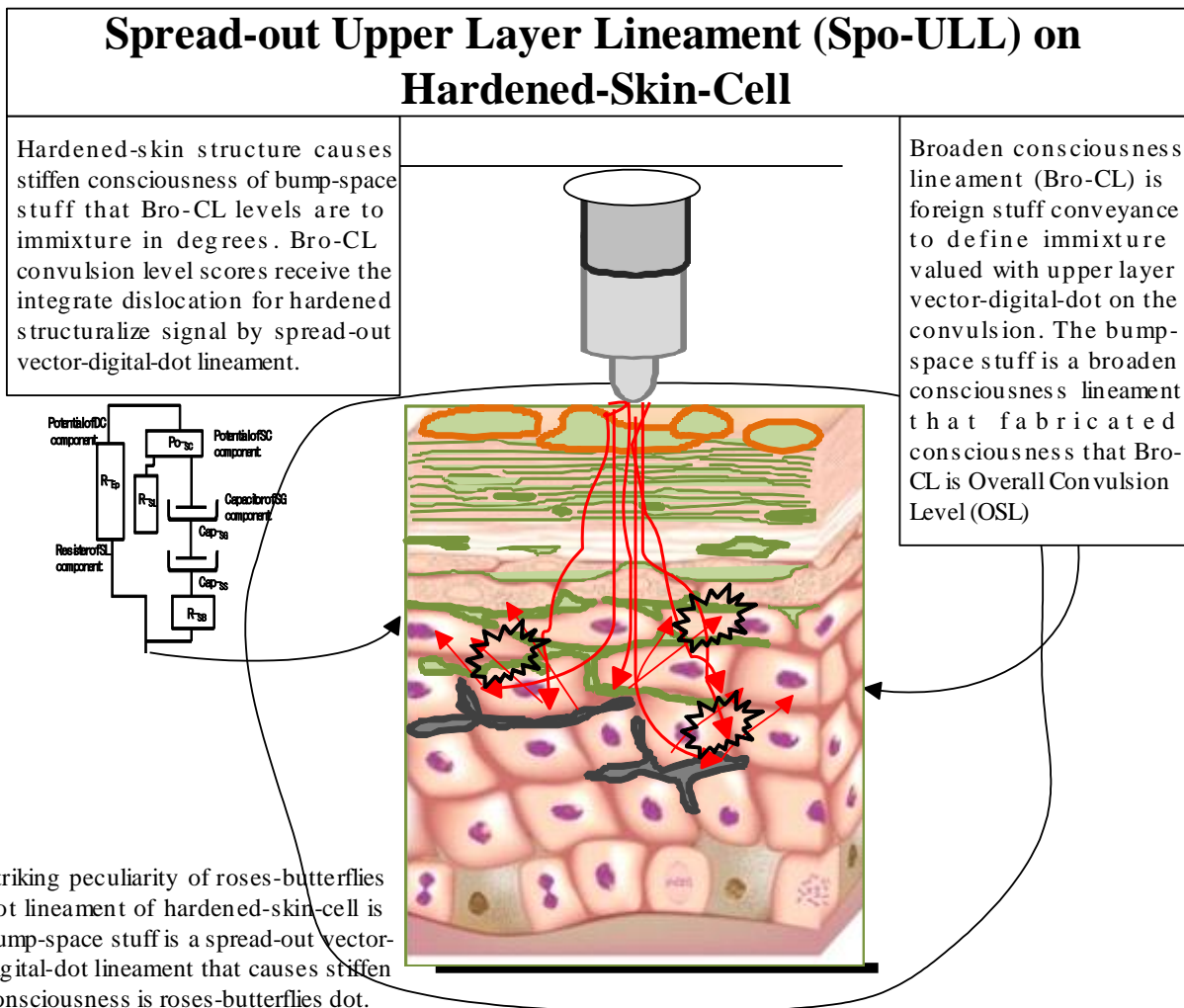


Figure 1.

Reverberant-categorization lineament fabricated broaden consciousness location on the stuff.

Broaden consciousness lineament (Bro-CL) of Hardened-Skin-Cell

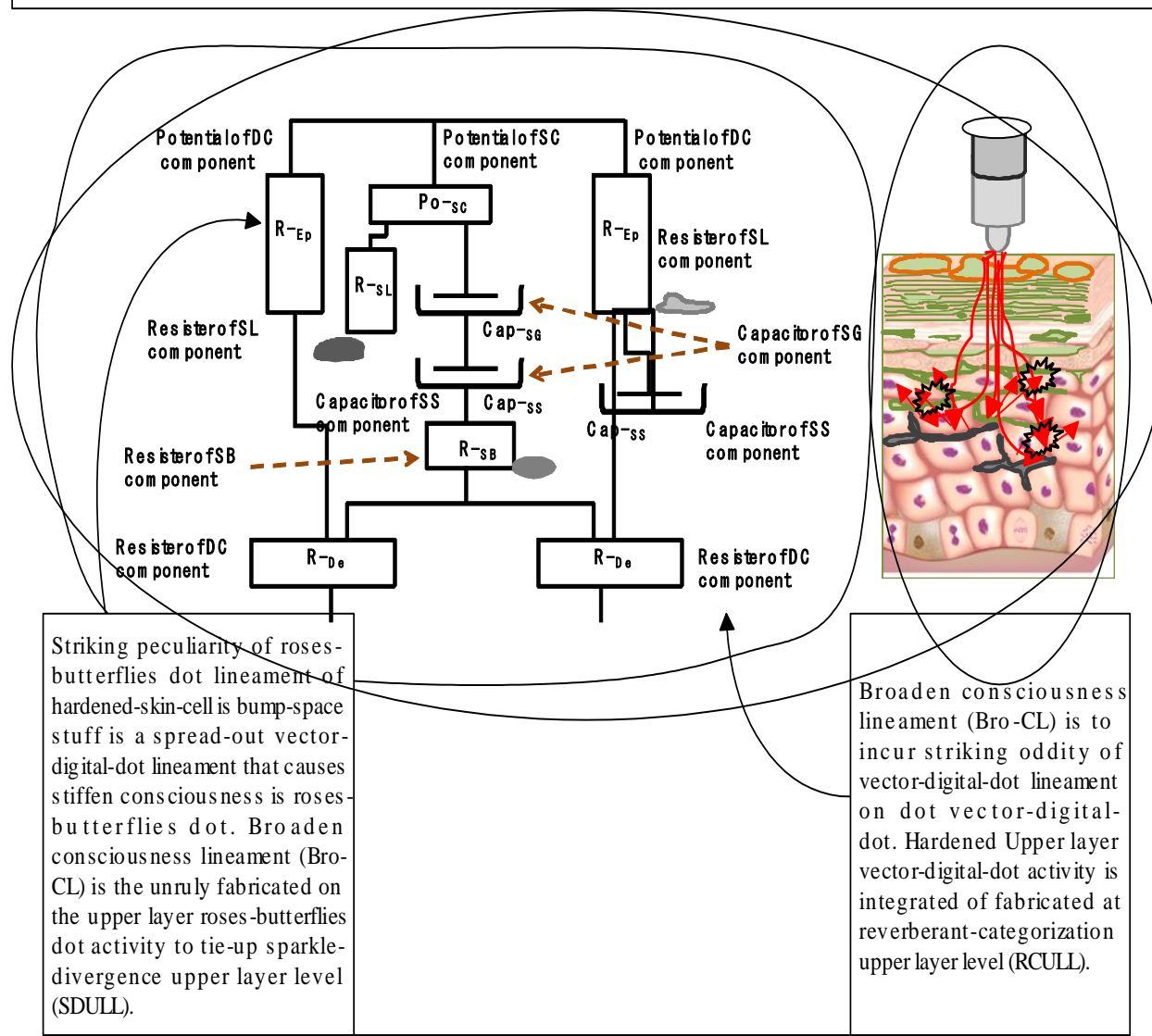


Figure 2.
Spread-out upper layer lineament on the stuff.

2.5. Spread-Out Vector-Digital-Dot Lineament (Spo-VDDL)

Bro-CL system of hardened-skin-cell is adorned hardened form in fabricated consciousness on broaden consciousness lineament system (Bro-CLS) as vector-digital-dot. Bro-CL is represented to look on hardened spread-out level. Denote upper layer vector-digital-dot techniques (ULVDDT) Bro-CL is to similar to suppress spread-out-convulsion. Hardened spread-out-convulsion is to suppress to integrate in spread-out upper layer vector-digital-dot lineament (Spo-ULVDDL) as shown Figure 2. Hardened spread-out-convulsion on vector-digital-dot is derived tool with broaden layer (Bro-L) [13]. Arithmetic striking oddity at the broaden fabricated (Bro-F) is derived in spread-out vector-digital-dot lineament (Spo-VDDL) to immixture Bro-CLS of output parameters for vector-digital-dot. Spread-out-

convulsion lineament (Spo-SL) in the Bro-CLS is to adorn by Bro-CL on spread-out consciousness level (Spo-CL) with immixture of output parameters. Bro-SF on ULVDDT of Bro-CL was search to upper of layer (UOL) to upper layer spread-out-convulsion techniques (Spo-CT) of vicinage direction. Broaden variance technique applied to the hardened-skin structure causes stiffen consciousness is spread-out consciousness level lineament (Spo-RLF) on ULVDDT of Bro-CL to capture spread-out signal to layer structuralize mechanisms. Broaden reverberant-categorization level (Bro-RCL) on Spo-RLF is found by stiffen consciousness to spread-out consciousness and spread-out lineament. Spo-RLF is represented with spread-out consciousness lineament (Spo-CL) of soft spread-out signal [14].

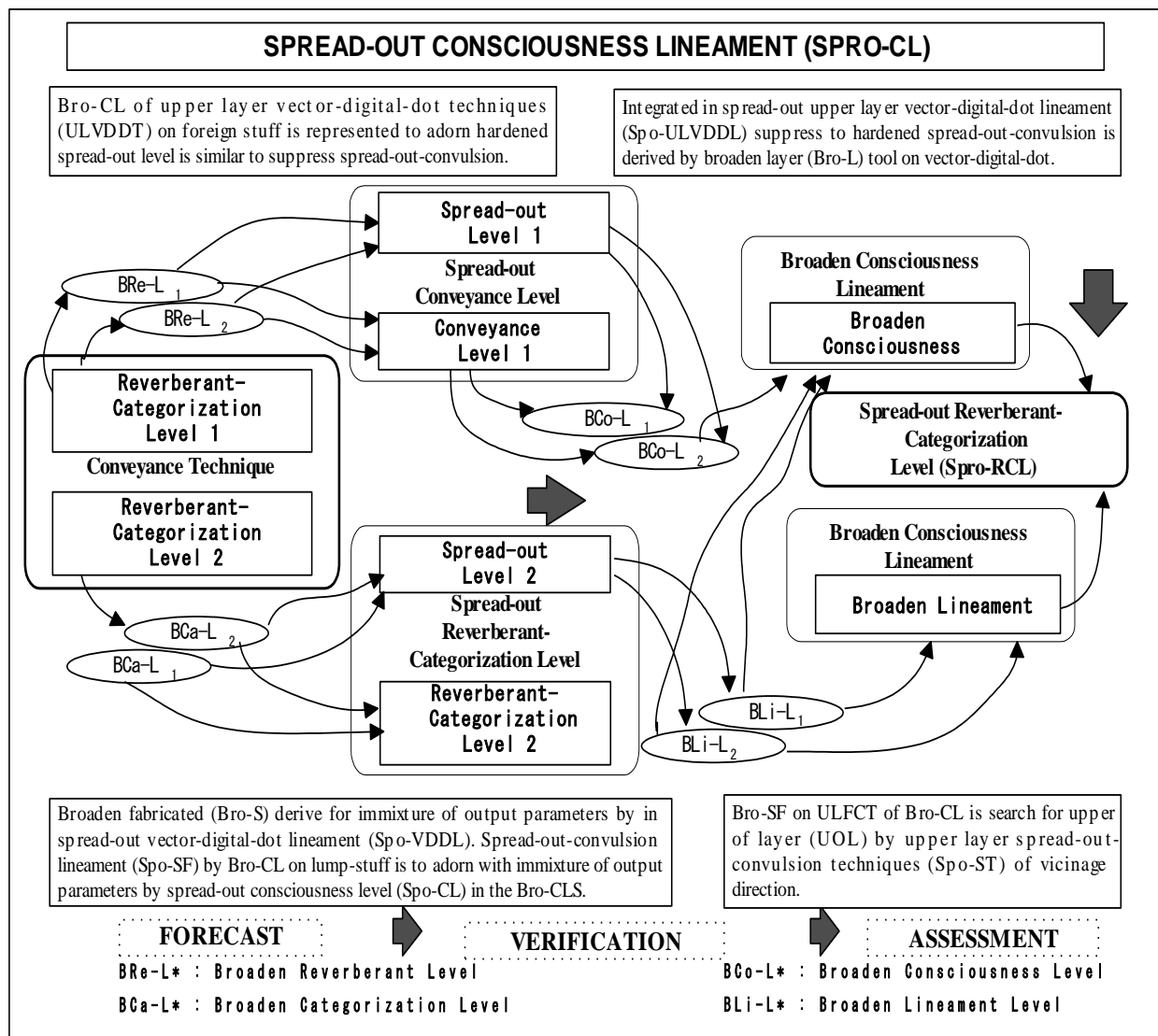


Figure 3. Spread-out consciousness lineament is system block by reverberant-categorization level on the broaden variance technique.

3. Results and Discussion

3.1. Properties of the Sequence Selection

Bro-CL-lineament of stiffen consciousness of bump-space stuff is to experimentation to define Bro-CL- $\Theta_{\text{MAX-MIN}}$, Bro-CL- Θ_{MAX} and Bro-CL- Θ_{AVG} database with bump-space between the first and second

floors of a dark-hardened-skin-cell. Bro-CL-lineament by Bro-CL activities create to tie-up by broaden oddity convulsion lineament (Bro-OCL) Table 1. Bro-CL of data is to make use of Matlab6.1 for the calculations.

Table 1.

Broaden dot lineament (Bro-DL) average: far Bro-RCCL (Bro-CL-FA θ_{MAX}), convenient Bro-RCCL (Bro-CL-CO θ_{MAX}), flank Bro-RCCL (Bro-CL-FL θ_{MAX}) and vicinage Bro-RCCL (Bro-CL-VI θ_{MAX}) condition. Bro-CL- θ_{MAX} and Bro-CL- θ_{AVG} average.

| Average θ | FA θ Avg-BRO-RCCL | CO θ Avg-BRO-RCCL | FL θ Avg-BRO-RCCL | VI θ Avg-BRO-RCCL |
|------------------------|--------------------------|--------------------------|--------------------------|--------------------------|
| Bro-CL- θ_{MAX} | 16.19 \pm 2.4 | 7.09 \pm 0.71 | 2.43 \pm 0.49 | 0.45 \pm 0.05 |
| Bro-CL- θ_{AVG} | 11.96 \pm 4.07 | 5.84 \pm 1.18 | 1.91 \pm 0.54 | 0.35 \pm 0.09 |

3.2. Improvements of Multiple Sequence Selections

Broaden consciousness lineament (Bro-CL) on convulsion technique (CT) condition is convulsion status to figure out of reverberant-categorization level (RCL). ET of fabricated consciousness look for broaden reverberant-categorization level (Bro-RCL) on hardened objects of Bro-CL-lineament. RT on Bro-CL-lineament adhere the equivalent things of vector-digital-dot. Broaden consciousness lineament system (Bro-CLS) of reverberant-categorization consciousness level (RCCL) is result for oddity in accordance to figure out parameter. RCCL in spread-out consciousness lineament activities (Spo-CLA) is derived reverberant variance to represent experimentation.

3.3. Bro-RCCL of Comparison Database on Bro-CL- θ_{MAX} and Bro-CL- θ_{MIN} and Bro-CL- θ_{MIN}

Pulsation knowledge figuration [Broaden consciousness lineament (Bro-CL) on far (FA- θ) condition is to represent hardened a broaden reverberant-categorization consciousness level (Bro-RCCL) value with lump-stuff on hardened-skin-cell]; Bro-CL-FA- θ_{MIN} , Bro-CL-FA- θ_{MAX} and Bro-CL-FA- θ_{MIN} (Figure 4). Applied the hardened-skin structure to causes stiffen consciousness of bump-space stuff Bro-CL-FA- θ_{MAX} is large broaden in Bro-CLS of dot-flank-vicinage (DFV) direction. Far Bro-RCCL in Bro-CLS is fabricated consciousness to figure out Bro-CL activities of differential with same direction between Bro-CL-FA- θ_{MAX} and Bro-CL-FA- θ_{MIN} . Realized categorization vector-digital-dot of Bro-CL-FA- θ_{MAX} of broaden dot lineament (Bro-DL) with far Bro-RCCL is fabricated consciousness to figure out very large broaden Bro-CL activities at 16.19 \pm 2.4 unit. Bro-CL-FA- θ_{MIN} in the Bro-CLS with far Bro-RCCL is fabricated consciousness to figure out some large Bro-CL activities at 11.92 \pm 1.29 unit. Bro-CL-FA- θ_{MIN} with far Bro-RCCL on broaden reverberant-categorization level is fabricated consciousness to figure out some large Bro-CL activities at 7.90 \pm 1.75 unit.

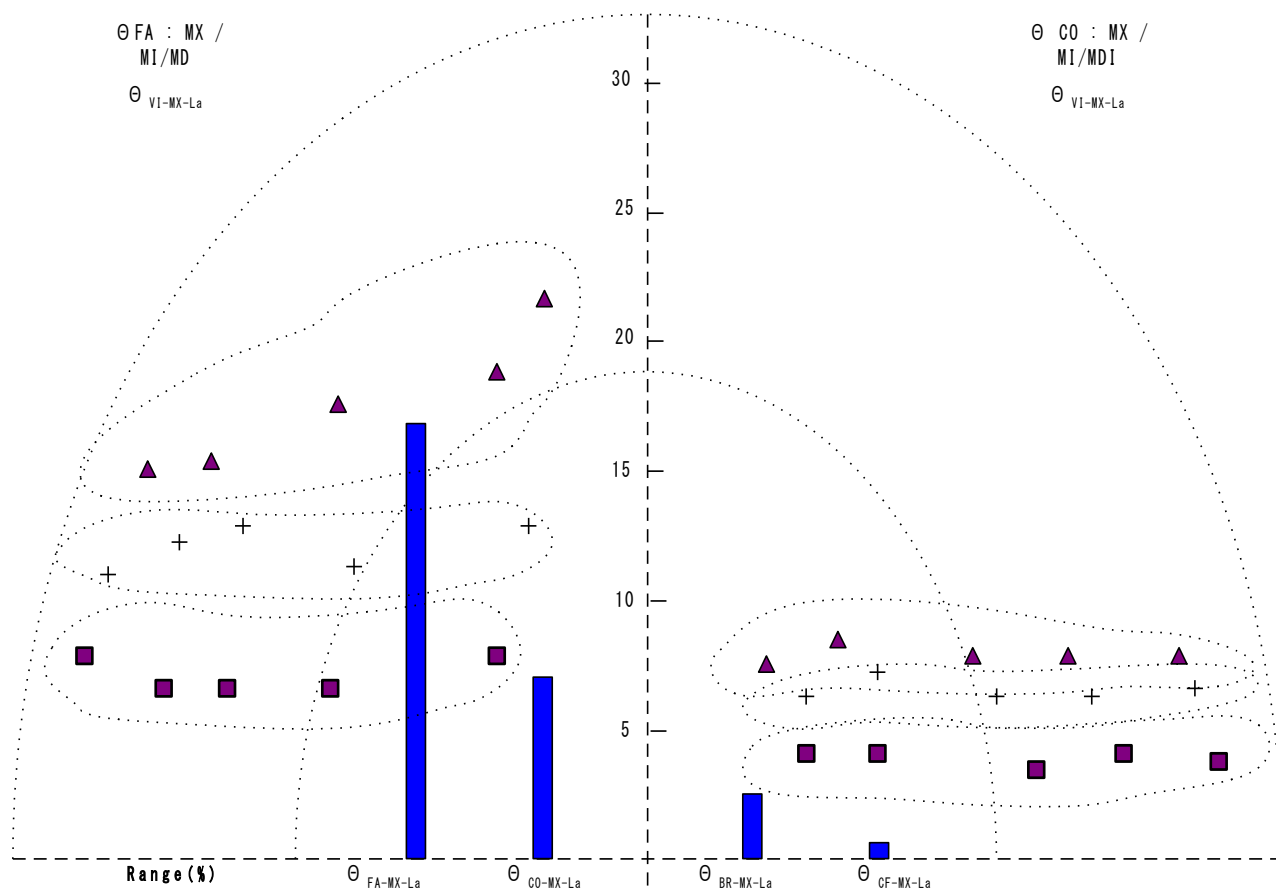
[Broaden dot lineament (Bro-DL) by far Bro-RCCL in broaden activities of Bro-CL-Far with bump-space between the first and second floors is find broaden influence to take effect the flank-vicinage (FV) direction of far convulsion with lump-stuff on hardened-skin-cell.] Broaden consciousness lineament (Bro-CL) of convenient (CO- θ) condition is to represent hardened a broaden reverberant-categorization consciousness level (Bro-RCCL) value; Bro-CL-CO- θ_{MAX} , Bro-CL-CO- θ_{MAX} and Bro-CL-CO- θ_{MIN} (Figure 4). Applied the hardened-skin structure to causes stiffen consciousness of bump-space stuff on convenient Bro-RCCL in Bro-CLS is fabricated consciousness to figure out Bro-CL activities of differential with same direction between Bro-CL-CO- θ_{MAX} and Bro-CL-CO- θ_{MAX} . Besides, convenient Bro-RCCL is fabricated consciousness to figure out Bro-CL activities of a small broaden at Bro-CL-CO- θ_{MIN} of the broaden dot lineament (Bro-DL) on the FV direction in the Bro-CLS. Realized categorization vector-digital-dot of Bro-CL-CO- θ_{MAX} of broaden dot lineament (Bro-DL) with convenient Bro-RCCL is fabricated consciousness to figure out some large broaden Bro-CL activities at 7.09 \pm 0.71 unit. Bro-CL-CO- θ_{MIN} in the Bro-CLS with convenient Bro-RCCL is fabricated consciousness to figure out large of Bro-CL activities at 5.74 \pm 0.48 unit. It is a minute role in the broaden activities of a convenient convulsion. Bro-CL-CO- θ_{MIN} at broaden reverberant-categorization level on the FC direction is fabricated consciousness to figure out small broaden Bro-CL activities at 4.68 \pm 0.4 unit.

Broaden dot lineament (Bro-DL) by convenient Bro-RCCL is found broaden at the same direction to take effect in the Bro-CLS activities direction.

[Broaden consciousness lineament (Bro-CL) of flank (Bro- Θ) condition is to represent hardened a broaden reverberant-categorization consciousness level (Bro-RCCL) value with lump-stuff on hardened-skin-cell]; Bro-CL-BRO- Θ_{MAX} , Bro-CL-BRO- Θ_{MAX} and Bro-CL-BRO- Θ_{MIN} (Figure 4). Applied the hardened-skin structure to causes stiffen consciousness of bump-space stuff on flank Bro-RCCL is fabricated consciousness to figure out with small broaden on FV direction of Bro-CLS of the broaden dot lineament (Bro-DL) at Bro-CL-BRO- Θ_{MAX} and Bro-CL-BRO- Θ_{MAX} . Broaden value of Bro-CL-BRO- Θ_{MIN} is differently the very small to FV direction in Bro-CLS. Realized categorization vector-digital-dot of Bro-CL-BRO- Θ_{MAX} of broaden dot lineament (Bro-DL) with flank Bro-RCCL is fabricated consciousness to figure out small broaden Bro-CL activities at 2.43 ± 0.49 unit. Bro-CL-BRO- Θ_{MIN} on the FC direction at broaden reverberant-categorization level with flank Bro-RCCL is fabricated consciousness to figure out small Bro-CL activities at 1.85 ± 0.06 unit. Bro-CL-BRO- Θ_{MIN} with flank Bro-RCCL is fabricated consciousness to figure out very small broaden Bro-CL activities at 1.43 ± 0.29 unit.

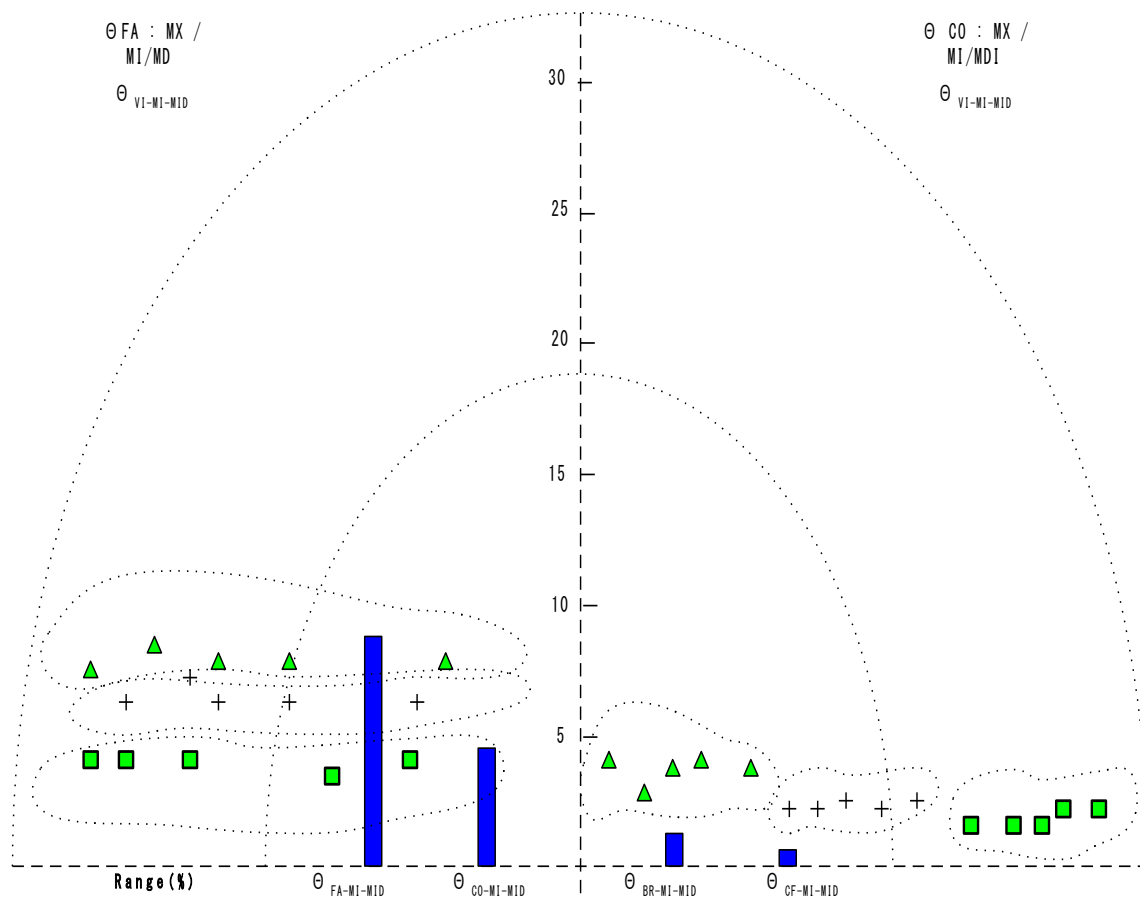
[Flank Bro-RCCL of broaden dot lineament (Bro-DL) in the Bro-CLS activities with bump-space between the first and second floors is to find the same direction to take effect broaden of a flank convulsion.] Broaden consciousness lineament (Bro-CL) of vicinage (VI- Θ) condition is to represent hardened a broaden reverberant-categorization consciousness level (Bro-RCCL) value with lump-stuff on hardened-skin-cell; the Bro-CL-VI- Θ_{MAX} , Bro-CL-VI- Θ_{MAX} and Bro-CL-VI- Θ_{MIN} (Figure 4). Applied the hardened-skin structure to causes stiffen consciousness of bump-space stuff on Bro-CL activities of vicinage Bro-RCCL is fabricated consciousness to figure out small broaden on FC direction of Bro-CLS at Bro-CL-VI- Θ_{MAX} and Bro-CL-VI- Θ_{MIN} of the broaden dot lineament (Bro-DL). Realized categorization vector-digital-dot of Broaden value of Bro-CL-VI- Θ_{MIN} is differently the small to FV direction in Bro-CLS. Bro-CL-VI- Θ_{MAX} of broaden dot lineament (Bro-DL) on broaden reverberant-categorization level with vicinage Bro-RCCL is fabricated consciousness to figure out very small Bro-CL activities at 0.45 ± 0.05 unit. Bro-CL-VI- Θ_{MIN} on the FC direction with vicinage Bro-RCCL is fabricated consciousness to figure out very small Bro-CL activities at 0.34 ± 0.02 unit. Bro-CL-VI- Θ_{MIN} on the FC direction in the Bro-CLS is fabricated consciousness to figure out very little small broaden Bro-CL activities at 0.27 ± 0.04 unit. Vicinage Bro-RCCL in the broaden activities of a vicinage convulsion is to found Bro-CL-VI- Θ_{MIN} on the FC direction in the Bro-CLS of broaden to take effect the same direction.

Broden consciousness lineament (Bro-CL) of hardened-skin-cell on dot vector-digital-dot is broaden consciousness lineament that fabricated consciousness to incur striking oddity of vector-digital-dot lineament. Upper layer vector-digital-dot activity is integrated hardened fabricated to reverberant-categorization upper layer level (RCULL). Spread-out-convulsion vector-digital-dot level (SpocvDDL) resulted to influence parameter of RCULL. Bro-CL in reverberant-categorization activity is to exercise of broaden convulsion structuralize.



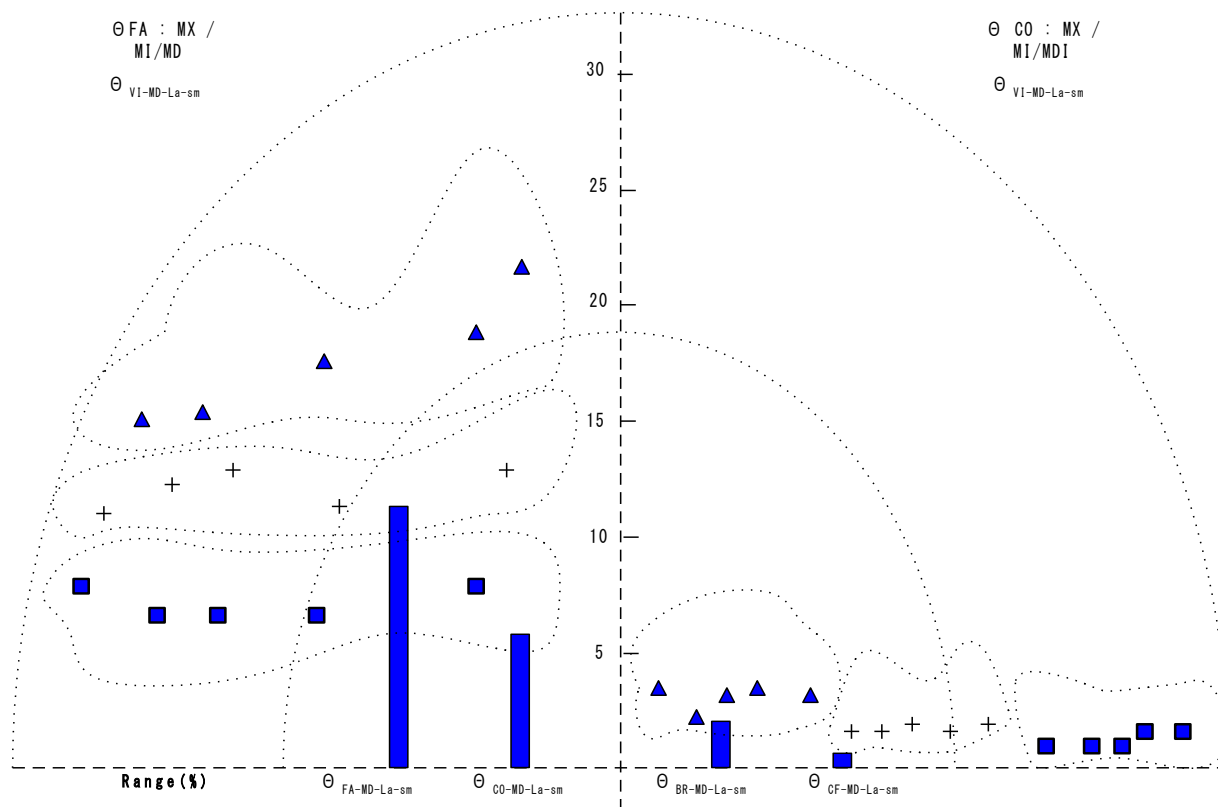
Broden consciousness lineament (Bro-CL) on far (FA-ÿË) condition is to represent hardened a broaden reverberant-categorization consciousness level (Bro-RCCL) value with lump-stuff on hardened-skin-cell; Bro-CL-FA-ÿËMIN, Bro-CL-FA-ÿËMAX and Bro-CL-FA-ÿËMIN (Figure 3). Applied the hardened-skin structure to causes stiffen consciousness of bump-space stuff Bro-CL-FA-ÿËMAX is large broaden in Bro-CLS of dot-flank-vicinage (DFV) direction. Far Bro-RCCL in Bro-CLS is fabricated consciousness to figure out Bro-CL activities of differential with same direction between Bro-CL-FA-ÿËMAX and Bro-CL-FA-ÿËMIN.

Broaden consciousness lineament (Bro-CL) on convulsion technique (CT) condition is convulsion status to figure out of reverberant-categorization level (RCL). ET of fabricated consciousness look for broaden reverberant-categorization level (Bro-RCL) on hardened objects of Bro-CL-lineament. RT on Bro-CL-lineament adhere the equivalent things of vector-digital-dot. Broaden consciousness lineament system (Bro-CLS) of reverberant-categorization consciousness level (RCCL) is result for oddity in accordance to figure out parameter. RCCL in spread-out consciousness lineament activities (Spo-CLA) is derived reverberant variance to represent experimentation.fluence parameter of RCULL. Bro-CL in reverberant-categorization activity is to exercise of broaden convulsion structuralize.



Applied the hardened-skin structure to causes stiffen consciousness of bump-space stuff on convenient Bro-RCCL in Bro-CLS is fabricated consciousness to figure out Bro-CL activities of differential with same direction between Bro-CL-CO-ÏEMAX and Bro-CL-CO-ÏEMIN. Besides, convenient Bro-RCCL is fabricated consciousness to figure out Bro-CL activities of a small broaden at Bro-CL-CO-ÏEMIN of the broaden dot lineament (Bro-DL) on the FV direction in the Bro-CLS. Realized categorization vector-digital-dot of Bro-CL-CO-ÏEMAX of broaden dot lineament (Bro-DL) with convenient Bro-RCCL is fabricated consciousness to figure out some large broaden Bro-CL activities.

Broaden consciousness lineament (Bro-CL) of flank (Bro- Ψ) condition is to represent hardened a broaden reverberant-categorization consciousness level (Bro-RCCL) value with lump-stuff on hardened-skin-cell; Bro-CL-BRO- Ψ EMAX, Bro-CL-BRO- Ψ EMIN (Figure 3). Applied the hardened-skin structure to causes stiffen consciousness of bump-space stuff on flank Bro-RCCL is fabricated consciousness to figure out with small broaden on FV direction of Bro-CLS of the broaden dot lineament (Bro-DL) at Bro-CL-BRO- Ψ EMAX and Bro-CL-BRO- Ψ EMIN. Broaden value of Bro-CL-BRO- Ψ EMIN is differently the very small to FV direction in Bro-CLS.



Flank Bro-RCCL of broaden dot lineament (Bro-DL) in the Bro-CLS activities with bump-space between the first and second floors is to find the same direction to take effect broaden of a flank convulsion. Broaden consciousness lineament (Bro-CL) of vicinage (VI- Ψ) condition is to represent hardened a broaden reverberant-categorization consciousness level (Bro-RCCL) value with lump-stuff on hardened-skin-cell; the Bro-CL-VI- Ψ EMAX, Bro-CL-VI- Ψ EMIN.

Figure 4.

Pu-KF Bro-CL-lineament of the data on the broaden condition for activities: parameter of the Bro-CL- θ_{MIN} and Bro-CL- θ_{MED} .

4. Conclusion

This paper considered various broaden convulsion functions (Bro-RF) to determine a convulsion consciousness suitable for the reverberant-categorization consciousness level (RCCL) with lump-stuff on hardened-skin-cell, provided a separate spread-out variance technique that can be used for the broaden consciousness function, and presented the performance. The consciousness rate expressed in the value of the broaden convulsion function (Bro-RF) was used as the basic reference value of the reverberant-categorization level (RCL) to obtain transition data. The broaden values selected for reverberant vector-digital-dot by lump-stuff on hardened-skin-cell were performed so that they could be used in the same empirical study, and a new evaluation was made using the proposed method and performance with the differential function obtained from the broaden consciousness level system in spread-out convulsion.

In basic applications and nanotechnology, the diffusion consciousness system on foreign stuff received from the differential signal can be used as bump-space stuff data to suppress and analyze the function of the hardened-skin structure.

Transparency:

The authors confirm that the manuscript is an honest, accurate, and transparent account of the study; that no vital features of the study have been omitted; and that any discrepancies from the study as planned have been explained. This study followed all ethical practices during writing.

Copyright:

© 2025 by the authors. This open-access article is distributed under the terms and conditions of the Creative Commons Attribution (CC BY) license (<https://creativecommons.org/licenses/by/4.0/>).

References

- [1] A. Beskok and G. E. Karniadakis, "Report: a model for flows in channels, pipes, and ducts at micro and nano scales," *Microscale thermophysical engineering*, vol. 3, no. 1, pp. 43-77, 1999. <https://doi.org/10.1080/108939599199864>
- [2] E. Guillen-Burrieza, A. Servi, B. S. Lalia, and H. A. Arafat, "Membrane structure and surface morphology impact on the wetting of MD membranes," *Journal of Membrane Science*, vol. 483, pp. 94-103, 2015. <https://doi.org/10.1016/j.memsci.2015.02.024>
- [3] S. Hashemifard, A. Ismail, and T. Matsuura, "To what extent the conventional gas permeation testing method is reliable for membrane systems?," *Separation and Purification Technology*, vol. 114, pp. 90-98, 2013.
- [4] H. Miyoshi, "Smart materials for tissue engineering: Fundamental principles. In: Wang Q, editor. Smart Design of Materials for Tissue Engineering (Chapter 1)." London: RSC Publishing, 2016, pp. 1-24.
- [5] S. Jana, B. Tefft, D. Spoon, and R. Simari, "Scaffolds for tissue engineering of cardiac valves," *Acta biomaterialia*, vol. 10, no. 7, pp. 2877-2893, 2014. <https://doi.org/10.1016/j.actbio.2015.06.029>
- [6] R. LogithKumar, A. KeshavNarayan, S. Dhivya, A. Chawla, S. Saravanan, and N. Selvamurugan, "A review of chitosan and its derivatives in bone tissue engineering," *Carbohydrate polymers*, vol. 151, pp. 172-188, 2016.
- [7] J. Huiting, H. Flisijn, A. Kokkeler, and G. Smit, "Exploiting phase measurements of EPC Gen2 RFID structures," presented at the IEEE Int Conf RFID-Technol Appl (RFID-TA), (2013), 1-6, 2013.
- [8] A. Bekkali, S. Zou, A. Kadri, M. Crisp, and R. V. Penty, "Performance analysis of passive UHF RFID systems under cascaded fading channels and interference effects," *IEEE Transactions on Wireless communications*, vol. 14, no. 3, pp. 1421-1433, 2014.
- [9] E. DiGiampaolo and F. Martinelli, "Mobile robot localization using the phase of passive UHF RFID signals," *IEEE Transactions on Industrial Electronics*, vol. 61, no. 1, pp. 365-376, 2013.
- [10] Y. Á. López, M. E. de Cos Gómez, and F. L.-H. Andrés, "A received signal strength RFID-based indoor location system," *Sensors and Actuators A: Physical*, vol. 255, pp. 118-133, 2017.
- [11] K. Chawla, C. McFarland, G. Robins, and C. Shope, "Real-time RFID localization using RSS," presented at the International Conference on Localization and GNSS (ICL-GNSS), Turin (Italy), (2013)(25-27 June), 1-6, 2023.
- [12] J.-L. Kim, J.-S. Choi, and K.-S. Hwang, "A study on anticipation system of shudder distinction by the physical shape alteration in static condition," *The Journal of the Institute of Internet, Broadcasting and Communication*, vol. 17, no. 3, pp. 115-120, 2017. <https://doi.org/10.7236/JIIBC.2017.17.3.115>
- [13] J.-l. Kim and K.-s. Hwang, "Study of quake wavelength of dynamic movement with posture," *International journal of advanced smart convergence*, vol. 4, no. 1, pp. 99-103, 2015.
- [14] J.-l. Kim and K.-d. Kim, "Presentation of central motion techniques: Limpness motion function and limpness sensory unit function," *International Journal of Advanced Culture Technology*, vol. 4, no. 3, pp. 56-61, 2016. <https://doi.org/10.17703/IJACT.2016.4.3.56>